

Fresh Result

Underground Water Detector



GERMAN INDUSTRY
WWW.GERDETECT.COM



Critical Warning

...

Please be sure that all precautions taken against risks

Do not use your device while it is raining or on extremely wet floor

Turn on your device after you make sure that all parts are in place

Make sure that the device battery is fully charged before searching

If the battery start to give a peep sound, close the device and recharge the battery

Do not start the pulse induction system without connecting the coil cable to the device, other ways the device will stop in the middle of opening

It is recommended to read the user manual before start working on the device to understand everything and to avoid mistakes doing the search

After the device start make sound and turn off automatically put the battery on charge and do not try to start the device without charging the battery

WATER DETECTOR Fresh Result



Overview

- Dear customer, thank you for choosing FRESH RESULT. This product enables you to detect the presence of underground water.
- FRESH RESULT product is based on long range system to detect the underground water and artesian wells

Be aware of high voltage resources, and do not use any charger other than the original charger that come with the device

Main unit of the device is under warranty against all electronic breakdowns for two (2) years

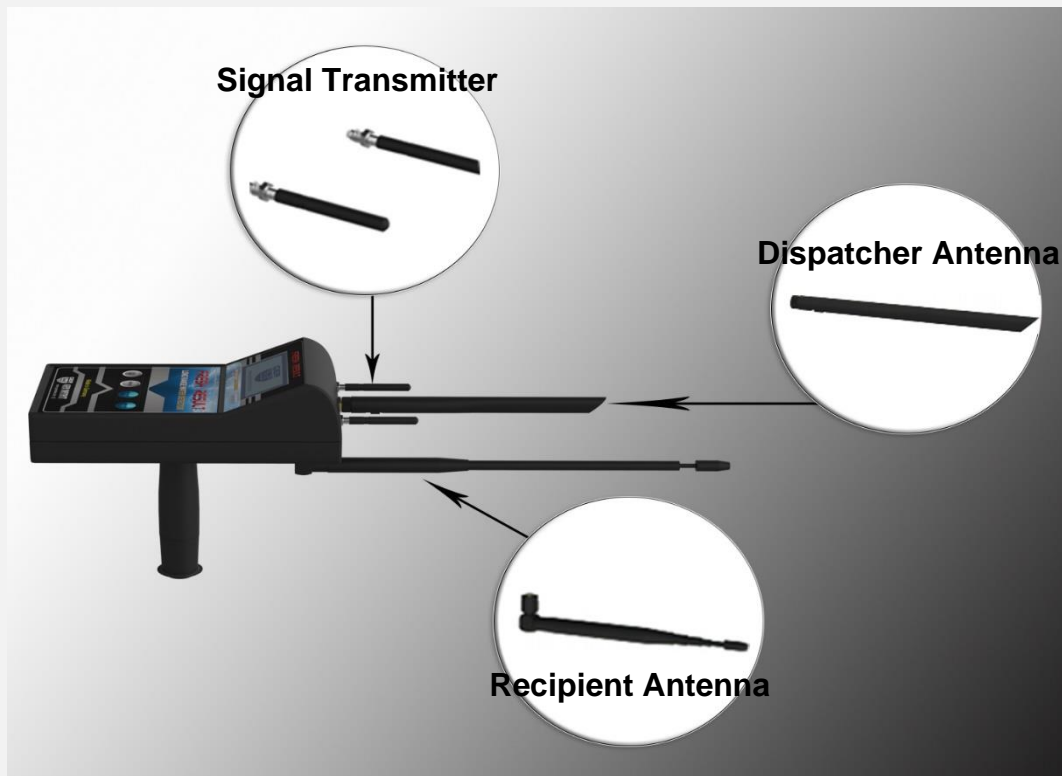
Any damages caused by user errors (laying open the main unit, hits, harms etc.) are not within this warranty

Battery and antenna are also not within this warranty

You should follow the instructions in this user manual strictly to minimize the faults and to use your device correctly

1

The long-range system



This system specializes to cover vast areas and locate the water up to depths up to 1200 meters below the surface of the ground and Front Range up to 2,000 meters.

The transmitter unit: the main unit of the device is placed on the ground in the middle of the area to be discovered and we installed the antenna of the transmitter signal to the main unit.

Then we turn on the device and select a language (for example English)

CONNECT THE LONG RANGE PARTS TO THE DEVICE

- 1 -



CONNECT THE HANDLE TO THE DEVICE

- 2 -



CONNECT THE SIGNAL

- 3 -



CONNECT THE SIGNAL DESPATCH

-4-

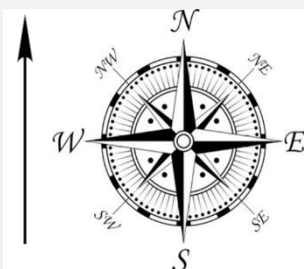


CONNECT THE SIGNAL RECIPIENT

The explorer must stand facing from north to south, which is the best way to search for underground water and artesian wells.

If no signal is obtained, change the direction from east to west and from west to east and from south to north.

Upon obtaining a signal, the antenna will circumvent the target directly



OPEN THE DEVICE THROUGH THE ON OFF

-5-



ON - OFF SWITCH

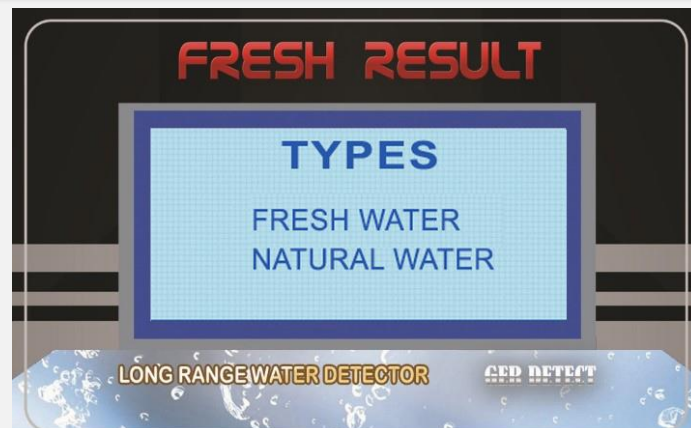


THE DEVICE WORKS ON FOUR LANGUAGES

(GERMAN-ENGLISH-FRENCH-ARABIC)



Select the type of water

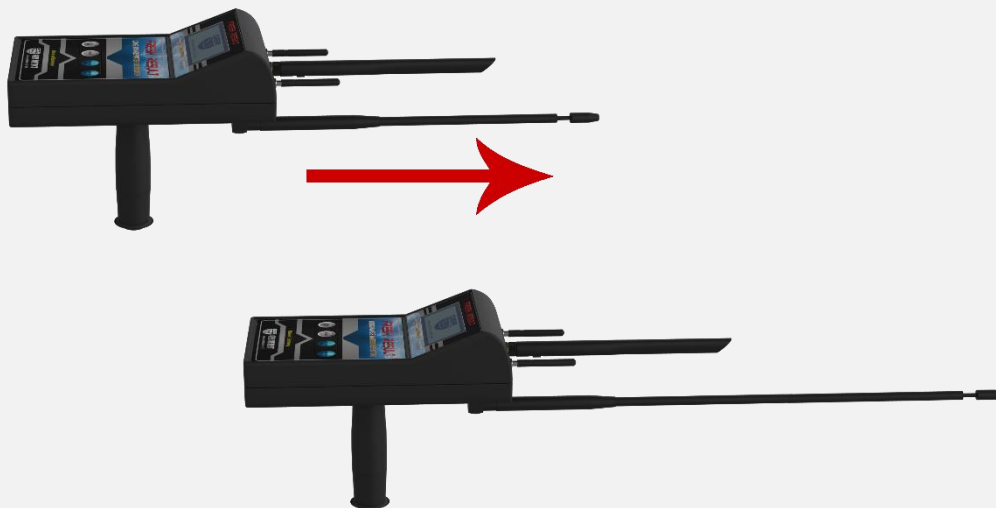



Choose the Front Range according to the area you want to reach You can select between

(0500-1000 -1500 -2000)M



Increase the length of the signal recipient antennas to enable the device to detect the target even to 2000 meters

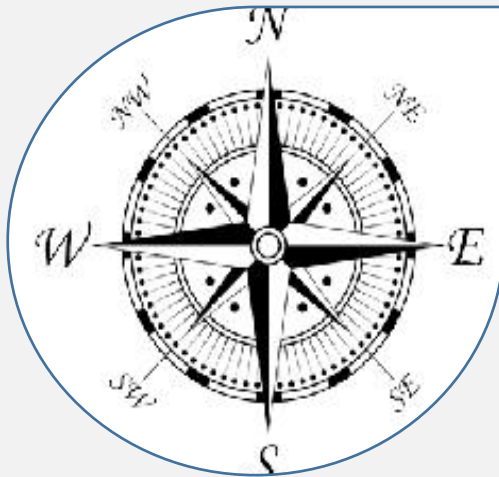


After selecting the Front Range, the search screen will appear which contains an indicator, which will start to move, and the device will start to issue a pep sound, which is the signal

Transmitter confirming that the device works correctly



After detecting the target, conform the target from for direction



NORTH TO SOUTH

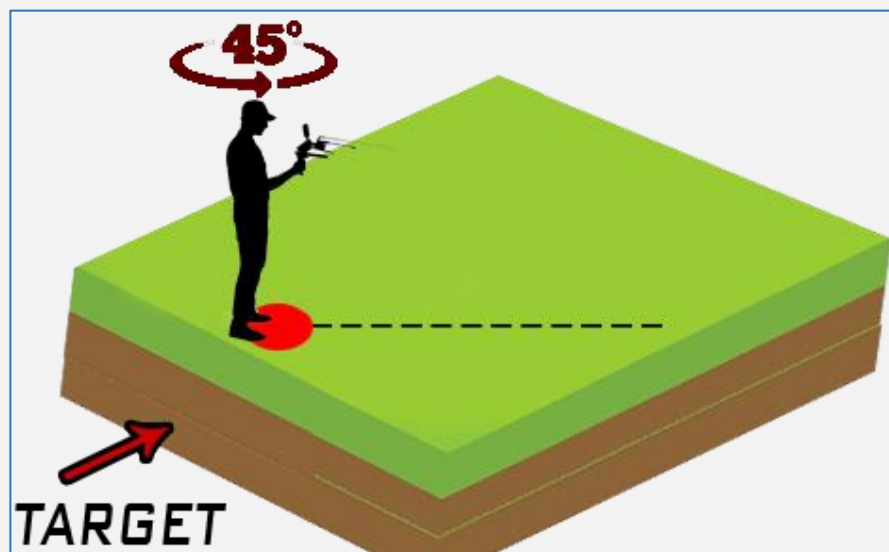
SOUTH TO NORTH

EAST TO WEST

WEST TO EAST

To determine the depth of the discovered target Stand above target and turn **45 degrees**

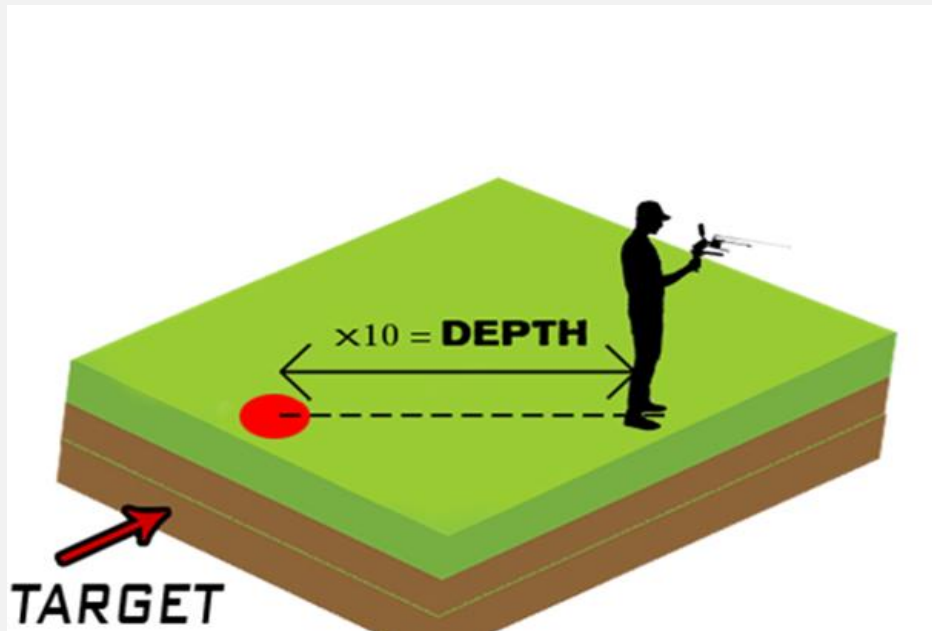
Walk straight ahead until the antenna reverse to the back



Measure the distance between the antennas reversing back and the target center point.

The distance between the antennas reversing back and the center point is equal the target depth

For **example**, if the distance is **10 m** the depth of the target is **100 M**.



Note:

You should avoid using the machine during rain and must wait for 15 days at least after the rain stopped until the soil dry out then you can use the device

Warning



If you want the device work well without errors you have to follow next steps

When using the device please do not wear the watch



When using the device please do not wear the jewelry



When using the device please get away from metal, lighter and mobile phone



Please take off the belt



The shoes should not contain any metal



Stay away from the car



Stay away from electrical ground power lines or any surfacing electric



Thanks for choosing our products



We wish you the best of luck in your searching

www.gerdetect.de